

Marine Institute Sea Lice Report May 2014

Bay	Company	Site	Stock	Date	Mean no.s of Ovigerous <i>Lepeophtheirus salmonis</i> per fish	Mean no.s of <i>Lepeophtheirus salmonis</i> per fish	
Bantry Bay	Murphys Irish Seafood Ltd	Cuan Baoi	Atlantic salmon, 2013	12/05/14	0.00	0.00	
				28/05/14	0.00	0.13	
			Atlantic salmon, 2013 S½	12/05/14	Sampled Atlantic salmon, 2013		
				28/05/14	0.00	0.00	
	Marine Harvest Irl.	Roanarraig	Atlantic salmon, 2013 S½	13/05/14	0.00	0.09	
				29/05/14	0.00	0.08	
			Atlantic salmon, 2014 S½	13/05/14	0.00	0.03	
				29/05/14	0.00	0.00	
Kenmare Bay	Murphys Irish Seafood Ltd	Killmacillogue	Atlantic salmon, 2014 S½	13/05/14	0.00	0.00	
				28/05/14	0.00	0.00	
	Marine Harvest Irl.	Inishfarnard	Atlantic salmon, 2014	13/05/14	0.00	0.02	
				29/05/14	0.00	0.04	
	Marine Harvest Irl.	Deenish	Atlantic salmon, 2013	13/05/14	0.02	0.14	
				28/05/14	0.00	0.02	
	Greatmans Bay	Bradán Beo Teo	Cuigeal	Atlantic salmon, 2014 S½	30/05/14	0.04	0.14
				Kilkieran Bay	Bradán Beo Teo	Golam	Atlantic salmon, 2014 S½
Bradán Beo Teo	Daonish	Atlantic salmon, 2013 S½	16/05/14				0.29
					28/05/14	0.24	1.59
	Marine Harvest Irl.	Ardmore	Atlantic salmon, 2014 S½	14/05/14	0.00	0.50	
				27/05/14	0.04	0.87	
	Bertraghboy Bay	Comhlucht Bradáin Chonamara Teo	Sealax	Atlantic salmon, 2013	13/05/14	0.60	1.84
					29/05/14	0.16	0.73
Mannin Bay	Mannin Bay Salmon Co. Ltd	Corhounagh	Atlantic salmon, 2013 S½	15/05/14	2.77	14.87	
				29/05/14	5.03	17.83	
Clifden Bay	Mannin Bay Salmon Co. Ltd	Hawks Nest	Atlantic salmon, 2014 S½	08/05/14	0.00	0.04	
				20/05/14	0.02	3.89	
Killary Harbour	Rosroe Salmon Farm Ltd.	Inisdeighil	Atlantic salmon, 2014	09/05/14	0.00	0.12	
				21/05/14	0.00	0.04	
Clew Bay	Clare Island Seafarms Ltd.	Portlea	Atlantic salmon, 2014	16/05/14	0.00	0.35	
				28/05/14	0.00	0.00	
Bealachragher Bay	Curraun Blue Ltd.	Curraun	Rainbow Trout, 2013 (2)	08/05/14	0.03	0.12	
				27/05/14	0.00	0.23	
Donegal Bay	Marine Harvest Irl.	Eany - Inver Bay	Atlantic salmon, 2013	16/05/14	0.75	16.43	
				29/05/14	6.09	20.51	
	Marine Harvest Irl.	Creevin	Atlantic salmon, 2013	16/05/14	0.21	12.27	
				29/05/14	4.34	13.75	
	Ocean Farm Ltd	OceanInver	Atlantic salmon, 2014	15/05/14	0.03	2.86	
				21/05/14	0.07	2.97	
	Ocean Farm Ltd	Mc Swyne's	Atlantic salmon, 2013	15/05/14	0.65	3.79	
				21/05/14	0.64	6.47	
Mulroy Bay	Marine Harvest Irl.	Millstone	Atlantic salmon, 2014	08/05/14	0.00	0.00	
				22/05/14	0.00	0.00	
			Glinsk	Atlantic salmon, 2014	08/05/14	0.00	0.00
					22/05/14	0.00	0.00

This data is supplied for the information of the recipient only and is not to be used, cited, or conveyed to third parties without the prior permission of the Marine Institute.

Published data for 2013 is available at <http://hdl.handle.net/10793/955>

Marine Institute, Rinville, Oranmore, Co. Galway, Ireland. Tel:+353 91387200 www.marine.ie

Elevated Lice Levels

Elevated sea lice levels are levels which are in excess of treatment trigger levels as set out in "Monitoring Protocol No. 3 for Offshore Finfish Farms-Sea Lice Monitoring and Control" (DMNR 2000) & "A strategy for improved pest control on Irish salmon farm" (DAFF 2008). A notice to carry out a sea lice treatment (NTT) is issued on the basis of elevated sea lice levels. Treatment triggers during the spring period (March, April & May) are from 0.3 to 0.5 egg bearing female (ovigerous) sea lice per fish. Outside of the critical spring period, a level of 2.0 egg bearing female sea lice per fish acts as a trigger for a NTT.

Elevated sea lice levels were recorded at Sealax, Comhlucht Bradan Connemara Teo., Bertraghboy Bay, in Round 1 May 2014.

Elevated sea lice levels were recorded at Corhounagh, Mannin Bay Salmon Ltd, Mannin Bay, in Round 1 and 2 May 2014.

Elevated sea lice levels were recorded at Eany, Marine Harvest Ireland Ltd, Inver Bay, in Round 1 and 2 May 2014.

Elevated sea lice levels were recorded at Creevin, Marine Harvest Ireland Ltd, Inver Bay, in Round 1 and 2 May 2014.

Elevated lice levels were recorded at McSwynes, Ocean Farm Ltd., Donegal Bay in Round 1 and 2 May 2014.

Sample Details

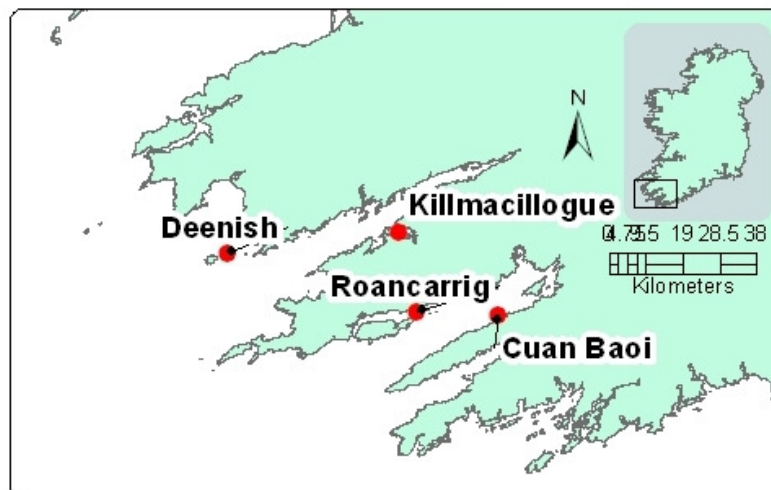
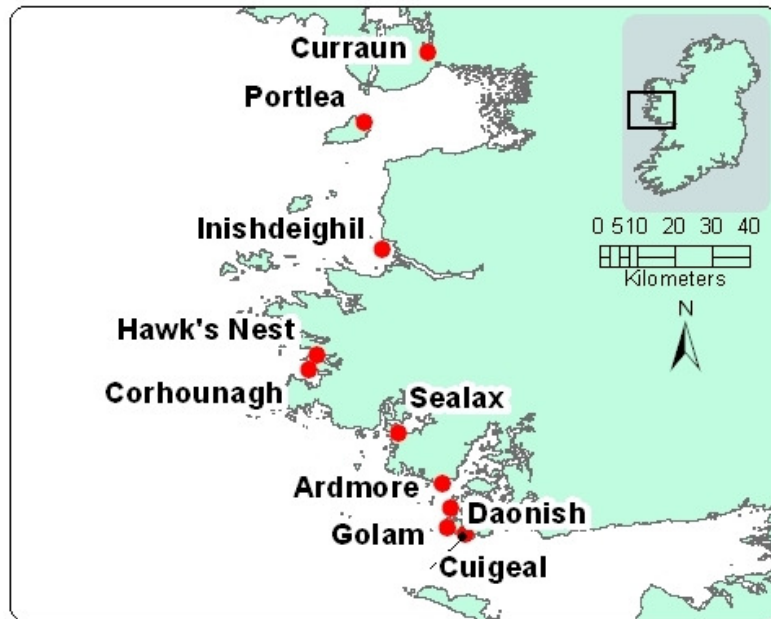
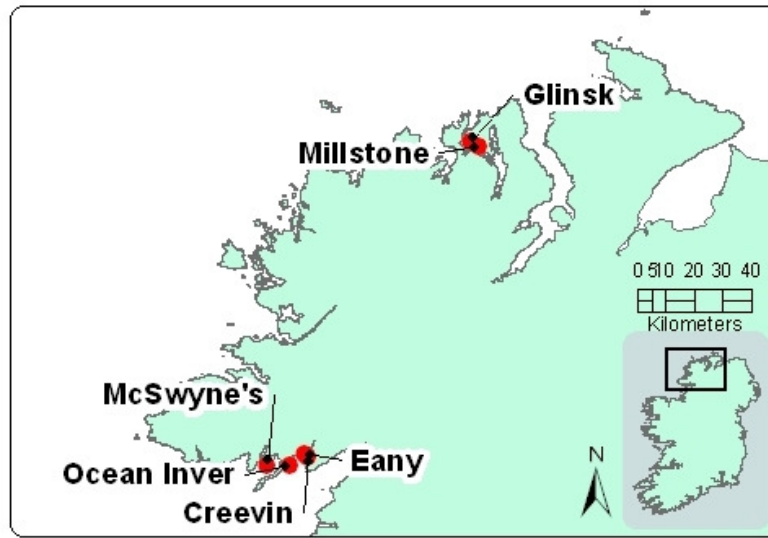
All samples were obtained.

Appendix 1 shows the location of all active fish farms site.

This data is supplied for the information of the recipient only and is not to be used, cited, or conveyed to third parties without the prior permission of the Marine Institute.

Published data for 2013 is available at <http://hdl.handle.net/10793/955>
Marine Institute, Rinville, Oranmore, Co. Galway, Ireland. Tel:+353 91387200 www.marine.ie

Appendix 1



This data is supplied for the information of the recipient only and is not to be used, cited, or conveyed to third parties without the prior permission of the Marine Institute.

Published data for 2013 is available at <http://hdl.handle.net/10793/955>

Marine Institute, Rinville, Oranmore, Co. Galway, Ireland. Tel: +353 91387200 www.marine.ie