

Sea Lice Report March 2013

Bay	Company	Site	Stock	Date	Mean no.s of Ovigerous <i>Lepeophtheirus</i> <i>salmonis</i> per fish	Mean no.s of <i>Lepeophtheirus</i> <i>salmonis</i> per fish
Bantry Bay	Murphys Irish Seafood Ltd	Cuan Baoi	Atlantic salmon, 2012 S½	13/03/13	0.00	0.00
				27/03/13	0.00	0.11
	Marine Harvest Irl.	Roancarraig	Atlantic salmon, 2012 S½	14/03/13	0.00	0.08
				26/03/13	0.00	0.14
				Atlantic salmon, 2013 S½	14/03/13	0.00
			26/03/13	0.00	0.00	
Kenmare Bay	Murphys Irish Seafood Ltd	Killmacillogue	Atlantic salmon, 2013 S½	13/03/13	0.00	0.09
				27/03/13	0.00	0.08
	Marine Harvest Irl.	Deenish	Atlantic salmon, 2011	Transferred to Inishfarnard		
				Marine Harvest Irl.	Inishfarnard	Atlantic salmon, 2012
			26/03/13	0.00	0.02	
Kilkieran Bay	Bradán Beo Teo	Daonish	Atlantic salmon, 2013 S½	13/03/13	0.00	0.04
				27/03/13	0.00	0.02
Mannin Bay	Mannin Bay Salmon Co. Ltd.	Corhounagh	Atlantic salmon, 2012 S½	05/03/13	0.11	0.56
				20/03/13	0.07	0.77
Ballinakill Bay	Bifand Ltd	Fraochoilean	Atlantic salmon, 2013 S½	05/03/13	0.00	0.06
				25/03/13	0.00	0.05
Killary Harbour	Rosroe Salmon Ltd	Rosroe	Atlantic salmon, 2012	06/03/13	0.03	0.99
				26/03/13	0.13	1.24
Clew Bay	Clare Island Seafarms Ltd	Seastream Inner (Inishcoragh)	Atlantic salmon, 2012	07/03/13	0.23	1.04
				20/03/13	0.25	1.70
Bealacragher Bay	Curraun Blue Ltd	Curraun	Rainbow Trout, 2012 (1)	13/03/13	0.07	0.67
				27/03/13	0.11	0.70
			Rainbow Trout, 2013 (1)	13/03/13	0.03	0.47
				27/03/13	0.04	0.21
Donegal Bay	Eany Fish Products Ltd	Inver Bay	Rainbow Trout, 2012 (2)	07/03/13	0.03	1.67
				20/03/13	0.07	1.03
	Marine Harvest Irl.	Inver Bay	Atlantic salmon, 2013 S½	07/03/13	0.02	0.96
				20/03/13	0.00	0.59
				Ocean Farm Ltd	Ocean Inver	Atlantic salmon, 2012
			20/03/13	0.02	0.04	
Mulroy Bay	Marine Harvest Irl.	Moross	Atlantic salmon, 2012 S½	08/03/13	0.87	4.32
				21/03/13	0.32	1.71
	Marine Harvest Irl.	Glinsk	Atlantic salmon, 2012	08/03/13	0.22	1.28
			21/03/13	0.13	0.87	

Elevated Lice Levels

Elevated sea lice levels are levels which are in excess of treatment trigger levels set out in "Monitoring Protocol No. 3 for Offshore Finfish Farms- Sea Lice Monitoring and Control" (DMNR 2000) & "A strategy for improved pest control on Irish salmon farm" (DAFF 2008). A notice to carry out a sea lice treatment (NTT) is issued on the basis of elevated sea lice levels. Treatment triggers during the spring period (March, April, May,) are from 0.3 to 0.5 egg bearing female (ovigerous) sea lice per fish. Outside of the critical spring period, a level of 2.0 egg bearing female sea lice per fish acts as a trigger for a NTT.

Elevated sea lice levels were recorded at:

- Moross, Mulroy Bay, Marine Harvest Ireland – Round 1 of sampling only.

This data is supplied for the information of the recipient only and is not to be used, cited, or conveyed to third parties without the prior permission of the Marine Institute.

Published data for 2011 is available at <http://oar.marine.ie/handle/10793/776>.

Sample Details

All samples were obtained.

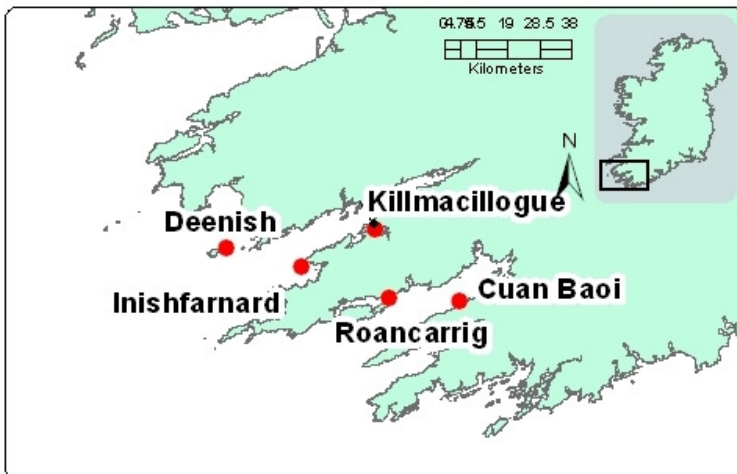
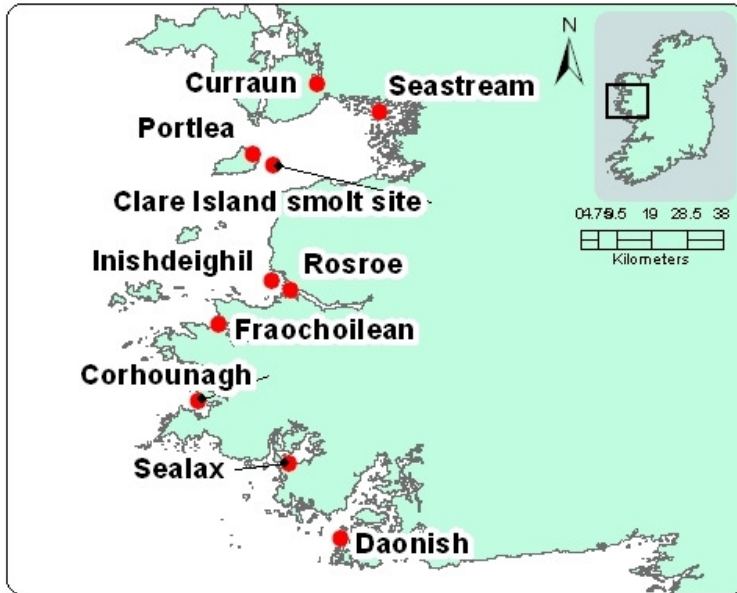
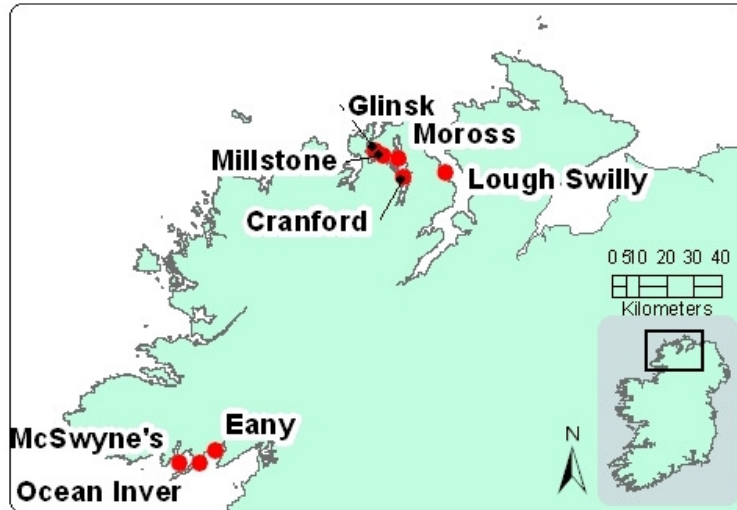
Appendix 1 shows the location of all active fish farms site.

This data is supplied for the information of the recipient only and is not to be used, cited, or conveyed to third parties without the prior permission of the Marine Institute.

Published data for 2011 is available at <http://oar.marine.ie/handle/10793/776>.

Marine Institute, Rinville, Oranmore, Co. Galway, Ireland. Tel:+353 91387200 www.marine.ie

Appendix 1



This data is supplied for the information of the recipient only and is not to be used, cited, or conveyed to third parties without the prior permission of the Marine Institute.

Published data for 2011 is available at <http://oar.marine.ie/handle/10793/776>.

Marine Institute, Rinville, Oranmore, Co. Galway, Ireland. Tel: +353 91387200 www.marine.ie